

SmitCare

Direct

Telephone: **0845 1303 747**

Email: sales@smitcare.co.uk

6th Edition


The Healthcare Products Mail Order Division of SmitCare Services

Bathroom & Toileting

Myco Swivel Bather®



Myco Corner Swivel Bather



The Swivel bather is a turning bath seat that allows easy transfer over a bath. The user sits on the side of the bath and then swivels over the bath to wash. The comfortable seat provides back and arm support.

The Swivel Bather comprises of a base frame and the seat section, which can be separated for handling and storage. Each part weighs 3.2kg. At least 30mm of the rubber end covers of the base frame must rest securely on the sides of the bath.

The locking lever is on the right hand side of the seat, though can be supplied on the left hand side on request. The seat locks on both the transfer and bathing positions.

The swivel components are made from stainless steel to ensure long-term reliability without the need for servicing or lubrication.

Dimensions:

Seat width: 445mm (17.5")

Backrest height: 355mm (14")

Seat depth: 405mm (16")

Width between arms

- Standard: 480mm (19")
- H/D and Corner: 535mm (21")

Seat height above side of bath: 50mm (2")

Distance between arms of base frame
(measured at outside edge of bath): 535mm (21")

Max user weight rating

- SBAX: 127kg (20st)
- SSAX & SBCB: 160kg (25st)

Code	Description	Price Each
SBAX	26"-30" Adjustable Width Swivel Bather	£120.00
SSAX	26"-30" Adjustable Width H/D Swivel Bather	£150.00
SBCB	Corner Swivel Bather	£220.00

Myco Ultra Swivel Shower Chair

The Swivel Shower Chair utilises the same function as the Swivel Bather, however it has a free-standing base with height adjustable legs and slip-resistant ferrules. The seat height is adjustable from 470mm to 550mm in 25mm increments, with a maximum footprint size of 570 x 570mm.



Code	Description	Price Each
TWSC1	Swivel Shower Chair	£83.50

Basketweave Commode

Attractive and discreet Lloyd-Loom style commode chair with wooden legs, moulded plastic commode seat, padded seat cushion and a removable potty with locking lid.

Dimensions:

Seat Ht. 480mm (19"),
Width between arms 460mm (18"),
Footprint 600x520mm (24x21").



Code	Description	Price Each
SE5504	Basket Weave Commode	£135.00

Buckingham Compact Easy Wipe

The Buckingham Compact Easy Wipe is a folding personal hygiene aid that is suitable for people with limited mobility. It has an ergonomic shape to help those with limited manual dexterity. The simple, uncomplicated mechanism grips tissue firmly and releases it cleanly. Easy to use and keep clean. Latex free.



Code	Description	Price Each
BCEW	Buckingham Compact Easy Wipe	£21.50

FoldEASY Portable Toilet Frame with Footplate

The FoldEASY Portable Toilet Frame provides several unique features in one product and is the first fully folding toilet frame to be launched in the UK.



- Operated by two easy release mechanisms it folds in on itself making it fully portable.
- It can easily be placed in the boot of a car meaning that those dependent on it can now travel away and fit it to the toilet that they will be using. This provides the user with a greater degree of independence.
- The FoldEASY has a folding footplate that sits flush to the floor. The weight of the user standing on the footplate firmly holds the FoldEASY in place.
- The FoldEASY has ergonomically designed arm rests which are at the optimum angle to aid the user to sit and stand with greater ease and comfort.
- The FoldEASY is height adjustable making it suitable for all types of toilets.

Code	Description	Price Each
FTFS	FoldEASY Portable Toilet Frame	£35.00

Neptune Mobile Commode

Mobile Commode supplied with four brake castors, removable arms with padded armrests and hook-on footrests. It has a comfortable overseat and the large, round potty has a lid to prevent spillage. The back rest section can be removed for easy toilet access.

Dimensions: Seat height 480mm (19"), Width between arms 435mm (17"), Overall height 940mm (37"), Brake Castors 130mm (5").

N.B. Product requires some assembly



Code	Description	Price Each
SAC315	Mobile Commode	£67.50

Derby Prima Raised Toilet Seat

- Easy clean pure white polypropylene
- Comfortable and warm to touch
- 50mm, 100mm or 150mm (2", 4" or 6") heights
- Safe, reliable all plastic fixings
- Hygiene cutaway at rear giving coccyx clearance - resulting in reduced pressure on sensitive areas
- Excellent personal hygiene access at front
- Fits most standard toilet bowls
- Tested safe to 190kgs (30 stones)



The Derby Prima Raised Toilet Seat has all plastic fittings that allow for easy and secure fitting to most toilet bowls. It is available in 2", 4" or 6" (5, 10 or 15cm) seat heights.

Code	Description	Price Each
SRTS2	2" Raised Toilet Seat	£12.00
SRTS4	4" Raised Toilet Seat	£12.00
SRTS6	6" Raised Toilet Seat	£20.00



Aquarian Bathboard & Handle

The Aquarian Bathboard is made from strong extruded plastic tube and strengthened with internal plywood slats. This comfortable easy to clean bathboard is a most popular choice. Deep, easy to fit cleats.

Dimensions: Width: 230mm (9"). Available in three Lengths: 660mm (26"), 685mm (27"), 710mm (28").



Code	Description	Price Each
ASB6226	Slatted Bathboard 660mm (26")	£15.95
ASB6227	Slatted Bathboard 685mm (27")	£15.95
ASB6228	Slatted Bathboard 710mm (28")	£15.95
ASB/HAN	Handle for Slatted Bath/Showerboard	£3.00

SmitCare Adjustable Width Bathboard

The SmitCare Adjustable Bathboard has been developed to fit a wide range of baths. It is adjustable from 26" to 30" (660 to 760mm) in 1/2" (12mm) increments and is 11 1/2" (292mm) wide. The board has a maximum user weight of 45 stone (285kg) and a handle is available separately. The securing brackets can be independently adjusted allowing for fitment to a wide range of shapes and styles of baths.

The bathboard is constructed from recyclable plastic with aluminium width-adjusting extrusions to provide extra strength. All pieces can be removed for ease of cleaning.



Code	Description	Price Each
MBB2630	SmitCare Adjustable Width Bathboard 26" to 30" (660mm to 760mm)	£18.95
MBB/HAN	Handle for Adjustable Bathboard	£3.00

Aquarian Showerboard

Produced in the same strong hygienic materials as the Aquarian Bathboard, the Aquarian Showerboard fits comfortably into most baths. It is easy to clean and gives an ideal seating platform for those preferring a larger seat area.

Dimensions: Available in three lengths: 660mm (26"), 685mm (27"), 710mm (28"), Width: 350mm (14").



Code	Description	Price Each
AQSB6626	6-Slat Showerboard 26"	£19.95
AQSB6627	6-Slat Showerboard 27"	£19.95
AQSB6628	6-Slat Showerboard 28"	£19.95

Aquarian Bathseat

Strong, easy to clean bathseat that is available in three heights. Seat area 460x280mm (18x11").



Code	Description	Price Each
ASB6006	Slatted Bathseat 6"	£19.50
ASB6008	Slatted Bathseat 8"	£19.50
ASB6012	Slatted Bathseat 12"	£22.50

SmitCare Adjustable Bathseat

The new Adjustable Bathseat has the same versatility as the Adjustable Bathboard, so that it can be adapted to suit many applications. The standard Bathseat can be set at either 15 or 20cm (6 or 8") heights but with the addition of the extension kit can be used at 25, 30 or 35cm (10, 12 or 14"). The suckers securely fit the Bathseat to the bath, however this seat has been designed with the additional benefit of width adjustable stabilisers for extra security. Simply rotate the stabiliser adjuster to extend the bars until they lock against the inside of the bath, for complete peace of mind.



Code	Description	Price Each
MBS614	Adjustable Bathseat	£19.50
MBSXK	Extension Kit	£7.50

SmitCare Bath Step

Manufactured in MDF with a cork top. We offer this well made step box in two heights: 100mm or 150mm (4" or 6").

Dimensions: 395x305mm (15 1/2 x 12").



Code	Description	Price Each
SSB4	4" Bath Step	£16.50
SSB6	6" Bath Step	£17.50

Brighton Bathboard

White plastic coated perforated steel bathboard. Stainless steel cleats have a slip resistant sleeve to ensure a firm grip against the side of the bath. Easy fitting with large butterfly nuts. Board size 685 x 305mm (27 x 12").



Code	Description	Price Each
SNE346	Brighton Bathboard	£21.50

Yateley Shower Bench

Made in white coated steel, the legs are adjustable height and are fitted with slip-resistant ferrules. The plastic seat is perforated for drainage and is removable for cleaning.

Dimensions: Width overall: 530mm (21"), Adjustable height: 482-635mm (19-25"), Seat 370x280mm (14 1/2 x 11"), Footprint size: 460 x 430mm (18x17").



Code	Description	Price Each
SW127/A	Yateley Shower Bench	£32.50

Langham Platform Step

Four 25mm (1") plastic panels which push together to form a 100mm (4") bath step. The height can be increased or reduced simply by adding or removing panels

Dimensions: 460x355mm (18x14").



Code	Description	Price Each
LLR22	Bath Step	£26.50

DreamMaster Light

The DreamMaster Light can be fitted to most domestic beds to provide a comfortable elevating function, while retaining the original mattress. Ideal for those that require a little assistance in getting out of bed.

- Width adjustable from 2'6" to 5'
- Can be fitted to a wide range of domestic beds, including divan and slatted bed bases
- Optional side rails raise with the backrest
- Optional Knee-Break to prevent user moving down the bed
- Market leading elevation range, from 5° to 85°, to allow it to be almost flat.
- Virtually silent in use
- Maximum weight rating of 40 stone (254kg)



Code	Description	Price Each
DM300	DreamMaster Light	£340.00

DreamMaster Light Side Rails

The Left and Right Side Rails can be fitted to the DreamMaster Light Mattress Elevator and raise with the backrest to provide a firm support for repositioning and sit to stand transfers. The side is identified from the user's position lying on the bed.

Code	Description	Price Each
DM300/L	DreamMaster Light Left Rail	£50.00
DM300/R	DreamMaster Light Right Rail	£50.00



SmitCare Backrest

Secure and comfortable backrest which can be adjusted from a low lying angle to an upright sitting position.



Code	Description	Price Each
SAC830	SmitCare Backrest	£17.50

Medeci Pillow Lifter Light

The Medeci PillowLifter Light helps the user to sit up in bed. It is quiet, comfortable and stable in any position on the up/down cycle.

The mattress pad has a vapour permeable waterproof cover. Two fitted sheets are supplied, which feature a sewn-in pillow pocket to prevent pillows slipping down as the back rest elevates.

The aluminium frame, mattress and covers weigh 13kg. The strap may be used to attach the PillowLifter Light to the mattress/bed base if additional security is required.

Backrest size: 750mm wide, 720mm tall

Apron size: 750mm wide, 280mm long

Angle of operation: 5° to 65°



Code	Description	Price Each
MPL100	Medeci PillowLifter Light	£240.00

Derby Half Step

Polypropylene step with strong, slip-resistant rubber mat. Adjustable height feet to enable use on uneven surfaces. Height 115mm (4¹/₂").



Code	Description	Price Each
SE66091	Derby Half Step 740x440mm (29x17")	£52.00

Aluminium Folding Ramp

SmitCare Folding Ramps are manufactured from anodised aluminium and trimmed at the edges with a coarse finish strip preventing the risk of slippage. The treads are slotted to facilitate drainage and stop the build up of ice. Supplied with handle and lock. Easily transportable in the back of a car. Folding ramps are available in three sizes.

Ramp width 29" (740mm) when open.

Dimensions:

Size	Weight
3ft(915mm)	9.2kgs / 20lbs
4ft(1220mm)	12.2kgs / 27lbs
5ft(1525mm)	15.2kgs / 34lbs




Code	Description	Price Each
FWR3	3ft Folding Ramp	£70.00
FWR4	4ft Folding Ramp	£80.00
FWR5	5ft Folding Ramp	£95.00

SmitCare Threshold Ramps

SmitCare Threshold Ramps are manufactured from anodised aluminium and trimmed at the edges with a coarse finish strip preventing the risk of slippage. The treads are slotted to facilitate drainage and stop the build up of ice. Easily transportable in the back of a car. Threshold ramps are available in the following sizes.

Dimensions:	Length	Width	Weight
	2ft(610mm)	30"(76cm)	4.8kg
	3ft(915mm)	30"(76cm)	7.1kg



Code	Description	Price Each
TR2	2ft Threshold Ramp	£37.50
TR3	3ft Threshold Ramp	£42.50

Lightweight Rollator

The lightweight rollator benefits from an aluminium frame and 8" (20cm) castors, ergonomic handles, lock-on lever brakes, padded removable back rest, padded seat, and an under seat wallet and bag.

Dimensions:

Height adjustable handles: 32 1/2" - 37" (82.5 - 94cm).
 Overall width: 24" (61cm).
 Width between arms: 20 1/2" (52cm).
 Seat height: 20" (50cm).
 Weight 7kgs (15.4lbs).



Code	Description	Price Each
LSR1X	Lightweight Rollator	£65.00

Tri-Wheel Partner

This foldable, lightweight walker can be supplied with a hook on basket or bag. Height adjustable handles and locking handbrakes. Large microcellular tyres which do not need to be pumped up. Folds flat to fit into any car boot. Height adjustment of handle 825-914mm (32 1/2-36"). Weight 6.4kgs (14lbs).



Code	Description	Price Each
SAC2	Tri-Wheel Partner with Basket	£52.50
SAC6	Tri-Wheel Partner with Bag	£52.50

SmitCare Bed Tables

These tables are supplied flat packed and offer great value; they just require two bolts to be inserted for assembly. The frame has a neutral, light fawn finish and the table has a rich teak laminate surface with a raised edge to help prevent items from sliding off.

Dimensions: Table area 22¹/₄ x 16" (56.5 x 40.5cm), Adjustable height: Static 22 - 35" (56 - 89cm) Mobile 24 - 37" (61 - 94cm).

SmitCare Sliding Bed Table



Code	Description	Price Each
SBT100	Bed Table (Sliding)	£28.00

SmitCare Mobile Bed Table



Code	Description	Price Each
SBT200	Bed Table (Mobile)	£30.00

Rutland Trolley

Brown plastic coated metal frame. Adjustable Height. Moulded plastic easy-clean shelves with raised edges. Lower shelf set forward for easy walking. Side handles for safety, support and confidence.

Dimensions:

Height range 838-991mm (33-39").
Size of shelves 406x330mm (16x13").
Castors 100mm (4").



Code	Description	Price Each
WRT5	Rutland Trolley Plastic Shelves	£47.50

Perching Stool

The perching stool can be used for household tasks and has an angled seat to enable the user to rise with ease. It has a plastic coated steel frame for durability and is fitted with a sealed cushioned seat and back.

Height adjustable from 21" to 27" (533 - 686mm)
Width between arms 19" (482mm)



Code	Description	Price Each
PS1	Perching Stool	£38.50

Tap Turner

Easy fit tap turning aid that will fit either cruciform or crystal top taps. No tools required to fit.



Code	Description	Price Pair
PTT	Medici Tap Turners (pair)	£9.50

Derby Kettle Tipper and Stabiliser Base



Code	Description	Price Each
DKT	Derby Kettle Tipper	£25.30
SE61031	Stabiliser Base	£12.20

The Knork™

Probably the best and most cleverly designed table fork that doubles as a knife. Especially designed to assist anyone with limited mobility such as arthritic hands and fingers or arm movement following a stroke. The Knork is crafted from high quality stainless steel and has broad, bevelled outside tines that easily slice through everything from vegetables to meat with a simple and easy rocking motion. Knork not eligible for VAT exemption.



Code	Description	Price Each
KNK15	Single Knork	£7.50
KNK4	Knork Pack of Four	£24.00

Derby Spill-Not

The Spill Not is designed to assist the opening of jars and bottles. Three inverted rubber cones hold the container upright allowing it to be opened with one hand. Non-slip rubber feet hold the Spill Not steady.



Code	Description	Price Each
DSN	Jar and Bottle Opener	£15.75


One handed carry tray

The tray is designed to be carried with one hand, which is ideal for those with restricted mobility. The tray is made from strong plastic which can be wiped clean, the handle folds down for storage.



Code	Description	Price Each
PT144	One handed carry tray	£13.50

Medeci Furniture Raisers



- Suitable for a wide range of castors and legs
- Adaptors included
- Integral "twist" height adjustment over 3" range
- Reference guide on inner barrel to ensure easy height adjustment
- Base flanges designed to allow furniture to be moved back into position after fitting of raisers
- Can be linked with the Medeci Link Arms for additional stability

The Medeci Furniture Raisers can be used on domestic furniture with legs or castors, to raise the furniture to the required height.

The Raisers are designed to accommodate legs up to a maximum diameter of 70mm (2³/₄"), and castors with a maximum depth of 45mm (1³/₄").

Simple to fit in accordance with the instructions provided, the Raisers will raise furniture with legs from 50mm (2") to 125mm (5") and furniture with castors from 75mm (3") to 150mm (6").



Code	Description	Price
MFR1	Medeci Furniture Raisers (set of 4) inc. adaptors	£22.50


Medeci Link Arms

The MLA1/U Universal Link Arm assembly for use with the Medeci Furniture Raisers and Clip & Stack Raisers.

The Link Arm assembly has been developed to enhance the versatility of the popular Medeci Furniture Raisers. The aluminium arms are strong, light and can be machine cleaned. The raisers simply clip in, without the need for tools.

The Link Arm assembly imparts additional stability and security. The MLA1/U can be used in all situations where the MFR1 or CFR2 are suitable and there is no requirement for clear access under the furniture.

The standard unit is supplied in a chair formation as illustrated but additional short and long stretcher bars are available, with nuts and bolts, to allow use in a wide range of formations and applications.



Medeci Furniture Raisers sold separately

Configuration	Minimum Size (approx)	Maximum Size (approx)
MLA1/U including 40cm Linking Bar	40cm x 40cm	100cm x 70cm
MLA1/U with 100cm Linking Bar	100cm x 40cm	160cm x 70cm
Pairs of Raisers without Linking Bar	62cm (straight line)	96cm
Pairs of Raisers with 40cm Linking Bar		134cm
Pairs of Raisers with 100cm Linking Bar		194cm


Code	Description	Price Each
MLA1/U	Medeci Link Arm Universal	£11.00
MLA1/SS	40cm Linking Bar	£3.50
MLA1/LS	100cm Linking Bar	£4.50

Medeci Clip & Stack

The Medeci Clip & Stack furniture raisers are designed to fit furniture with large diameter legs or with flat slider plates. They attach directly to the underside of the leg or floor plate, providing a neat, cost effective and unobtrusive raise for furniture that does not fit other raisers.

The top disc attaches to the furniture using the strong adhesive pad, or it can also accept a screw fixing if desired. Once the top disc is in place, the clip-on sections are added to create a stack of the required height, with a slip resistant boot supplied at the bottom for use on hard flooring.

The Clip & Stack Raisers can also be linked with the Medeci Link Arms for additional stability and security. Height options: 1 1/2", 2 1/2" or 3 1/2"



Code	Description	Price Each
CFR2	Clip & Stack Raisers	£19.50

Langham Grip-On Raisers


Simple to fit individual chair and table leg raisers. Height is adjusted simply by adding or removing sections of the raiser to achieve a 35, 60 or 85mm raise. This range is tested safe to 318kgs (50 stones).



Code	Description	Price Each
LLR100	38mm (1 1/2") Leg. dia.	£18.50
LLR200	50mm (2") Leg. dia.	£23.50
LLR300	64mm (2 1/2") Leg. dia.	£26.15

Aquarian Fluted Grabrails with Shroud

A very strong and comfortable plastic fluted grabrail with a 33mm (1 1/4") diameter handle grip. The 70mm (2 3/4") rose is countersunk with three 6mm holes. This is covered after fitting by a secure press-down screw cover, referred to as a shroud. Available in three lengths. Not recommended for exterior use.



Code	Description	Price Each
AQGR12	Shrouded Plastic Fluted Handrail 305mm (12")	£4.50
AQGR18	Shrouded Plastic Fluted Handrail 460mm (18")	£5.50
AQGR24	Shrouded Plastic Fluted Handrail 610mm (24")	£6.50

Flat End Grab Rails



Code	Description	Price Each
MGR1	Metal Grab Rail 460mm (18")	£3.50
MGR2	Metal Grab Rail 610mm (24")	£4.00
MGR3	Metal Grab Rail 700mm (28")	£4.50
MGR4	Metal Grab Rail Offset 460mm (18")	£4.75
MGR5	Metal Grab Rail Offset 700mm (28")	£5.75

Terms and Conditions of Trading

Pricing and Specifications:

All goods in this catalogue are subject to being unsold and alterations in price or specification without notice.

VAT:

All prices are exclusive of VAT. Certain products are eligible for zero rating VAT for charities and private individuals upon completion of a VAT exemption form providing they meet HM Custom and Excise criteria.

Measurements & Weights:

Where shown these are approximate and are only a guideline.

Carriage & Handling:

A £5.00 charge is applicable to all mainland UK addresses for orders under £150.

Please contact Customer Services for carriage charges to Scottish Highlands & Islands and Northern Ireland.

Despatch:

Goods will normally be despatched within two working days.

Damage/ Non-Receipt of goods:

All packages must be checked for damage upon delivery and either refused or signed for as damaged – All claims must be notified within 48 hours of delivery. Lost items must be notified within five days from the date of the Invoice.

Returns:

Please advise Customer Services before returning any item. Products may be returned within distance selling regulations. A full refund may be given assuming goods are unused and in saleable condition, though carriage charges will apply.



www.smitcaredirect.co.uk
SmitCare Services,
14 Camberley Business Centre,
Bracebridge, Camberley, Surrey. GU15 3DP